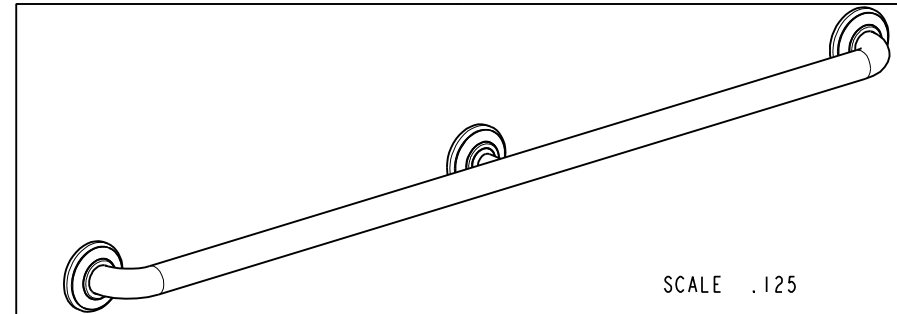
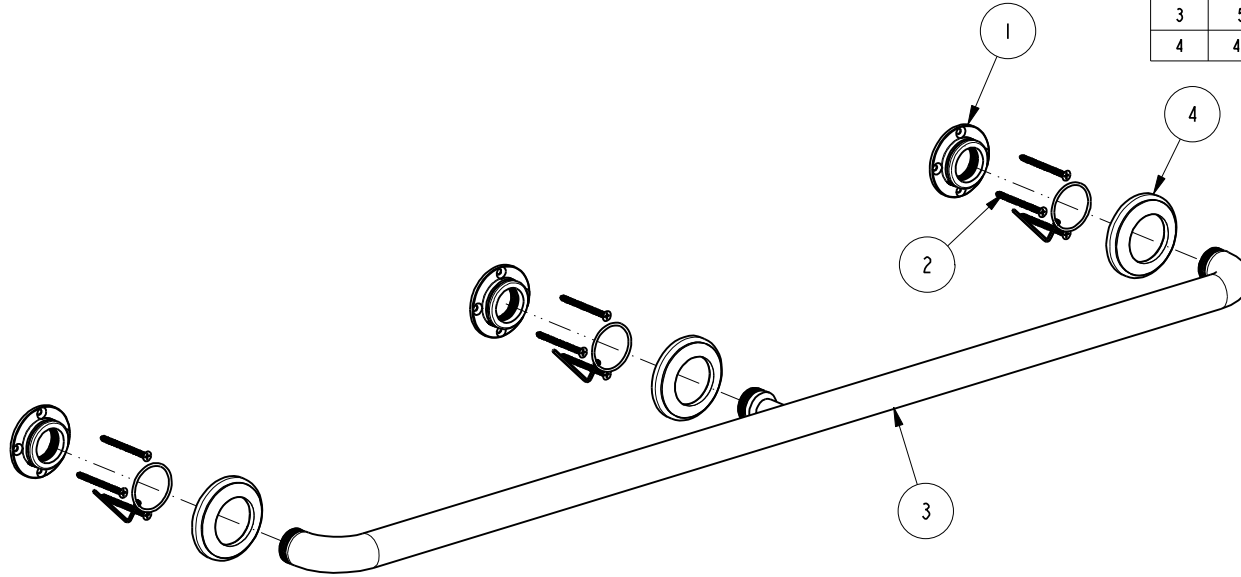


NOTES:

1. TO INSPECT ASSEMBLY, FOLLOW FIRST ARTICLE AND IN PROCESS INSPECTION SHEET.

BILL OF MATERIAL (CURRENT LEVEL)

| ITEM | PT/ASSY | DESCRIPTION                         | TYPE     | QTY. |
|------|---------|-------------------------------------|----------|------|
| 1    | 1995    | MOUNTING FLANGE                     | PART     | 3    |
| 2    | 199X    | GRAB BAR MOUNTING HARDWARE PACK     | ASSEMBLY | 3    |
| 3    | 5086    | 42" GRAB BAR, ADAPTER AND POST ASSY | ASSEMBLY | 1    |
| 4    | 40681   | GRAB BAR TRIM RING                  | PART     | 3    |



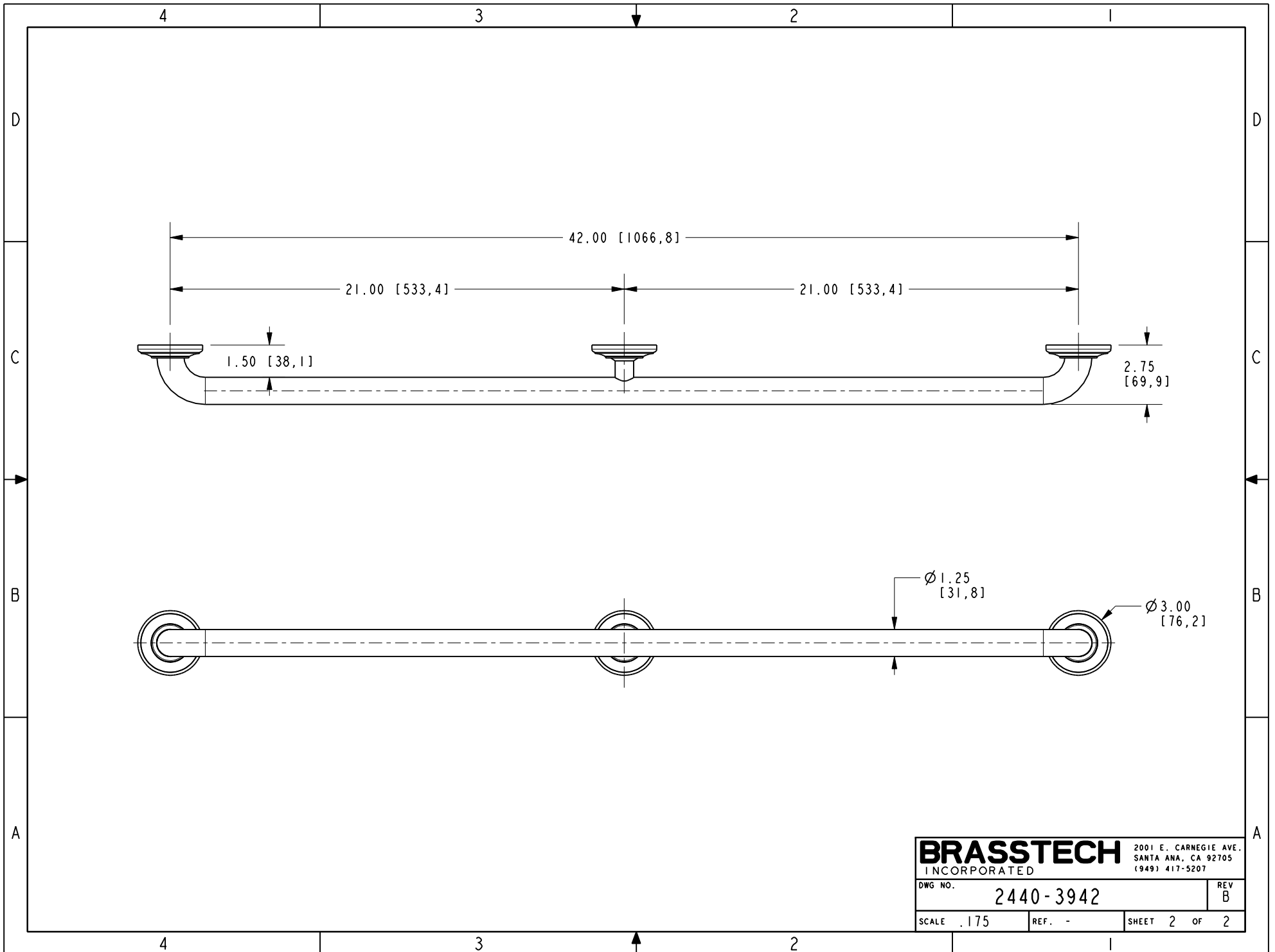
| ZONE | REV | DESCRIPTION | DATE     | APPROVED |
|------|-----|-------------|----------|----------|
| -    | B   | EN-4300i    | 06/22/21 | R.S.     |
| -    | A   | EN-4143     | 03/20/20 | J.M.     |
| -    | -   | EN-3279b    | 07/13/17 | J.M.     |

COPYRIGHT 2005 BRASSTECH, INC. THESE DRAWINGS AND THE DESIGNS DEPICTED HEREIN ARE THE PROPRIETARY PROPERTY OF BRASSTECH. ANY USE OR REPRODUCTION IS SUBJECT TO THE EXPRESS APPROVAL OF BRASSTECH. UNAUTHORIZED USE IS STRICTLY PROHIBITED. ALL RIGHTS RESERVED.

| TESTING                          | ASSEMBLY | PLATING | POLISHING | MACHINING | TOOLING FIXTURE # |
|----------------------------------|----------|---------|-----------|-----------|-------------------|
| -                                | -        | -       | -         | -         | -                 |
| -                                | -        | -       | -         | -         | -                 |
| -                                | -        | -       | NEXT ASSY | USED ON   | -                 |
| -                                | -        | -       | -         | -         | -                 |
| APPLICATION                      |          |         |           |           |                   |
| REMOVE ALL BURRS AND SHARP EDGES |          |         |           |           |                   |

| UNITS ARE: INCHES [MM]         |                |          |
|--------------------------------|----------------|----------|
| TOLERANCES ARE:                |                |          |
| FRACTIONS                      | DECIMALS       | ANGLES   |
| ±1/16"                         | .X ±.1 [2.5]   | ±1°      |
|                                | .XX ±.06 [1.5] |          |
| (X.XXX) DENOTES CRITICAL DIMS. |                |          |
| ALL THREADS ARE CRITICAL       |                |          |
| DRAWN                          | JINSON         | 06/22/21 |
| CHECKED                        | R.S.           | 06/22/21 |
| APPROVED                       | R.S.           | 06/22/21 |

|   |           |   |       |
|---|-----------|---|-------|
| <b>BRASSTECH</b><br>INCORPORATED        |           | 2001 CARNEGIE AVE.<br>SANTA ANA, CA 92705<br>(949) 417-5207 |       |
| <b>42" CURVED GRAB BAR<br/>ASSEMBLY</b> |           |   |       |
| DWG NO.                                 | 2440-3942 |   | REV B |
| SCALE .150                              | REF. -    | SHEET 1   | OF 2  |



|                  |           |  |
|------------------|-----------|--|
| <b>BRASSTECH</b> |           | 2001 E. CARNEGIE AVE.<br>SANTA ANA, CA 92705<br>(949) 417-5207 |
| DWG NO.          | 2440-3942 | REV<br>B   |
| SCALE .175       | REF. -    | SHEET 2 OF 2   |