

Features

- Bask® heated surface creates spa-like relaxation with soothing warmth on your back and neck.
- Customize the heat with three adjustable settings.
- Molded lumbar support offers extra comfort while bathing.
- Slotted overflow allows for deep soaking.
- End drain.
- Under-mountable

Material

- Acrylic

Installation

- Drop-in or under-mount.
- Requires 110V electrical service.

Additional Hydrotherapy Options

- Soaking Bath - 1121-0
- Soaking Bath + Bask heated surface - 1121-W1
- BubbleMassage air bath - 1167-G
- BubbleMassage air bath + chromatherapy - 1167-GCR
- VibrAcoustic + BubbleMassage air bath - 1167-GVB
- VibrAcoustic + BubbleMassage air bath + Bask heated surface + chromatherapy - 1167-GVBCW
- Whirlpool + heater - 1167-H2
- VibrAcoustic - 1167-VB
- VibrAcoustic + chromatherapy - 1167-VBC
- VibrAcoustic + chromatherapy + Bask heated surface - 1167-VBCW
- VibrAcoustic + Bask heated surface - 1167-VBW
- Whirlpool + BubbleMassage air bath - 1167-XH2G

Required Products/Accessories

K-7271 Brass Slotted Overflow Bath Drain

or

K-7272 PVC Slotted Overflow Bath Drain

Recommended Products/Accessories

K-531 Under-Mount Installation Kit

K-1491 Bath/Whirlpool Pillow

K-1601 Bath/Whirlpool Footstop

K-24916 Wireless Music Kit

K-1177 Vinyl Tiling-in Bead



ADA

Codes/Standards

CSA B45.5/IAPMO Z124

ASTM E162

ASTM E662

ADA

ICC/ANSI A117.1

**KOHLER® Plastic Baths and Receptors
Lifetime Limited Warranty**










**KOHLER® Hydrotherapy Components
Five-Year Limited Warranty**

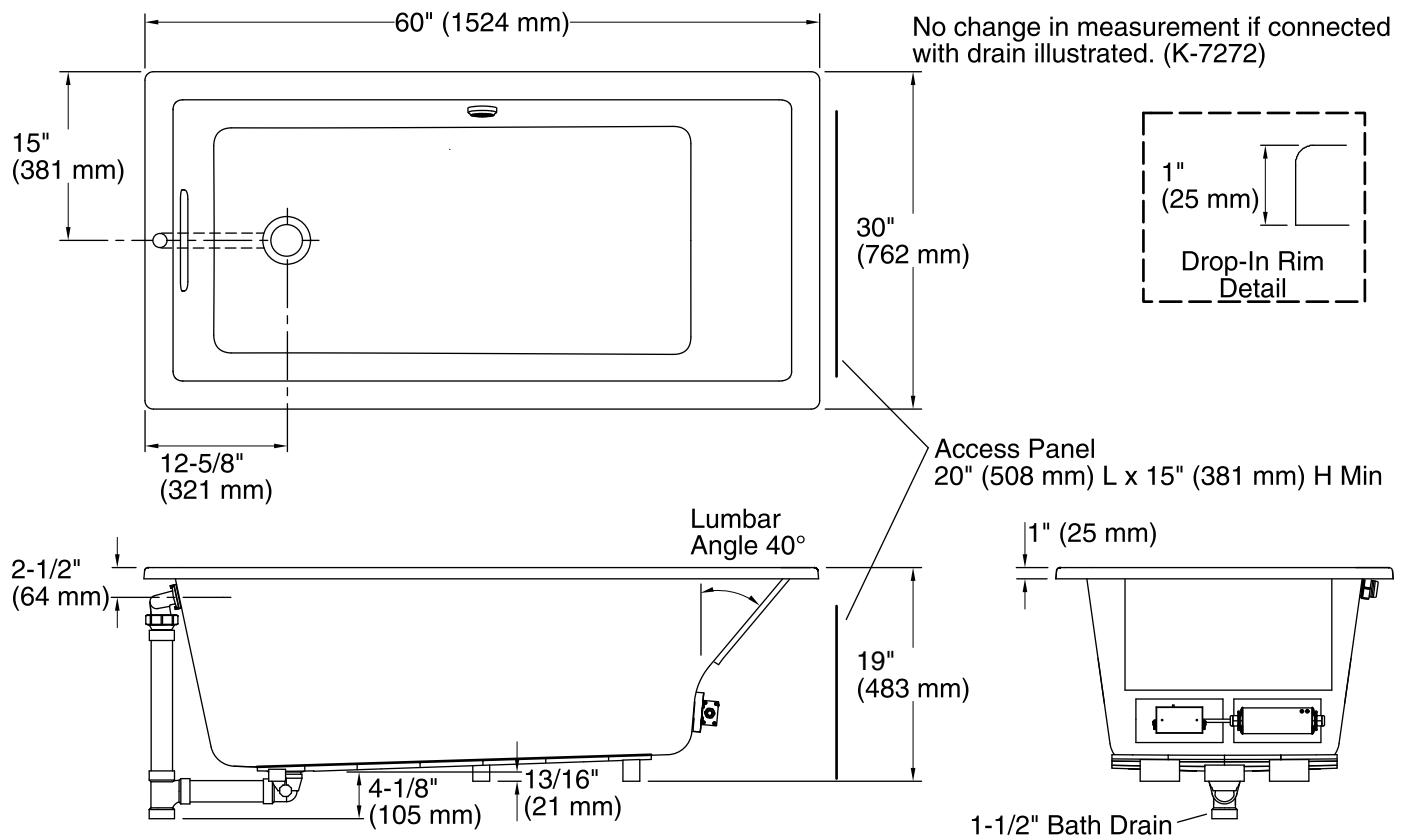
See website for detailed warranty information.

Available Colors/Finishes

Color tiles intended for reference only.

Color Code Description

	0	White
	96	Biscuit
	47	Almond
	NY	Dune
	95	Ice™ Grey
	G9	Sandbar
	K4	Cashmere
	58	Thunder™ Grey
	7	Black Black™



Required Electrical Service

One circuit required, protected with Class A Ground-Fault Circuit-Interrupter (GFCI). Outside North America, this device may be known as a Residual Current Device (RCD).

Heated Surface: 120 V, 15 A

Technical Information

All product dimensions are nominal.

Installation:	Drop-in, Under-mount
Drain location:	End
Basin area, bottom:	42-3/8" x 20" (1076 mm x 508 mm)
Basin area, top:	54-3/8" x 24-5/16" (1381 mm x 618 mm)
Weight:	77 lbs (34.9 kg)
Minimum floor load:	50 lbs/ft ² (244.1 kg/m ²)
Water depth:	15-1/16" (383 mm)
Water capacity:	59.8 gal (226.4 L)
Cutout:	Drop-in, 59-1/2" x 28-1/2" (1511 mm x 724 mm)
Electrical component rating:	Heated Surface: 120 V, 0.5 A, 60 Hz
Minimum flat for door:	1-15/16" (50 mm)

Notes

Measure your actual product for rough-in details. Install this product according to the installation instructions.

The hot water supply should be 70% of the capacity of the bath or greater. Installations will vary.

Kit is required for under-mount installations (sold separately).

ADA compliant when installed to the specific requirements of these regulations.